

FEATURES

- CE complied microswitch
- SS case & measuring system
- High repeatability
- Externally adjustable set points

APPLICATION

- Oil & Gas applications
- High pressure applications
- Corrosive & Hazardous environments

Indicating Switch



STANDARD PARAMETERS

Accuracy	:	CL 1.0
Ambient temperature	:	-40...+65°C (without dampening liquid)
Service temperature	:	300°C max.
Pressure limits	:	Steady pressure up to FS value
	:	Fluctuating pressure up to 90% of FS value
	:	Short time 1.3 x FS value for range up to 100 bar
	:	Short time 1.15 x FS value for range above 100 bar
Weld joints	:	TIG argon arc welding

MATERIAL OF CONSTRUCTION

Sensing element	:	Bourdon Tube (<100 bar : C - type, >100 bar : Helical)
Case & Ring material	:	AISI 304 SS (Bayonet type)
Bourdon tube & Shank	:	AISI 316L SS (Shank welded directly to case)
Switch type	:	Snap action type microswitch
Movement mechanism	:	Cu-Alloy
Dial	:	Aluminum, black graduation on white background
Pointer	:	Micro-zero adjustable, aluminum, black powder coated
Gaskets & filling plug	:	Neoprene / NBR
Window	:	Shatterproof safety glass

STANDARD SPECIFICATIONS

Dial size	:	DN100 / DN150
Range	:	-1...0...600 bar
Mounting pattern	:	Direct, Bottom connection
Process connection	:	1/2" NPT (M) / 1/2" BSP (M)
Ingress protection	:	IP 44
Execution	:	Dry
Switch type	:	1 SPDT
Supply rating	:	250VAC/15A, 220VDC/0.2A
Electrical termination	:	4 pin PG 13.5 connector

TEMPERATURE EFFECT

When temperature of the measuring system deviates from reference temperature (+20°C) max error $\pm 0.4\%$ / 10K of true scale value.

REFERENCE

EN 837-1

NOTES

1. Gauge accuracy shall be CL 1.0. but switching accuracy shall be CL 2.5

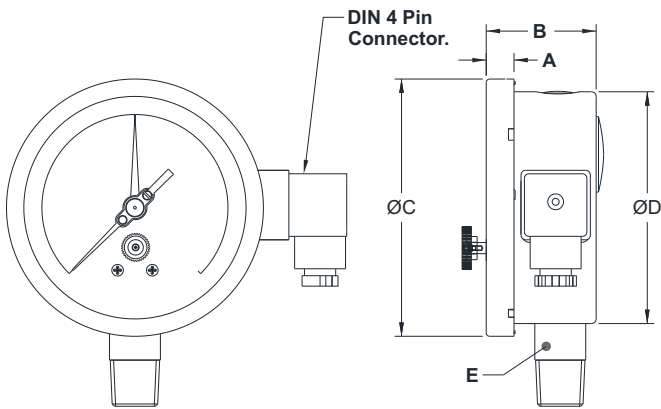
www.contromat.com

info@contromat.com | +972-3-9744044

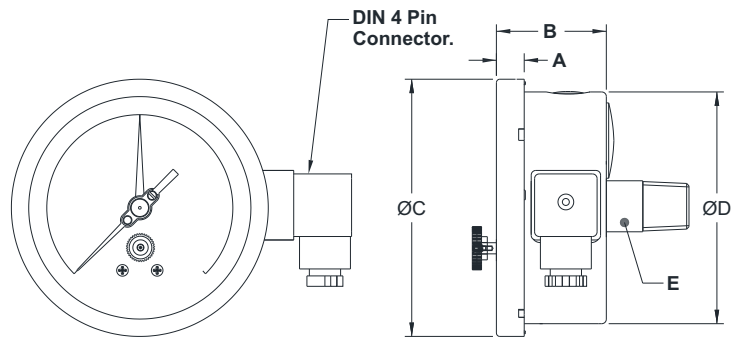


DIMENSIONAL DRAWING

Type B0



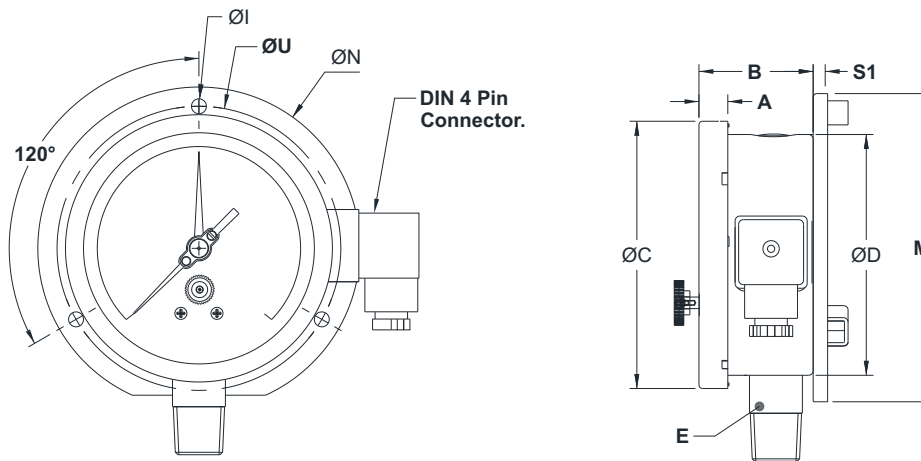
Type R0



DN	A	B	ØC	ØD	E	Weight (grams)
100	12	61	111	100	SQ.22	639
150	15	61	161	149	SQ.22	1033

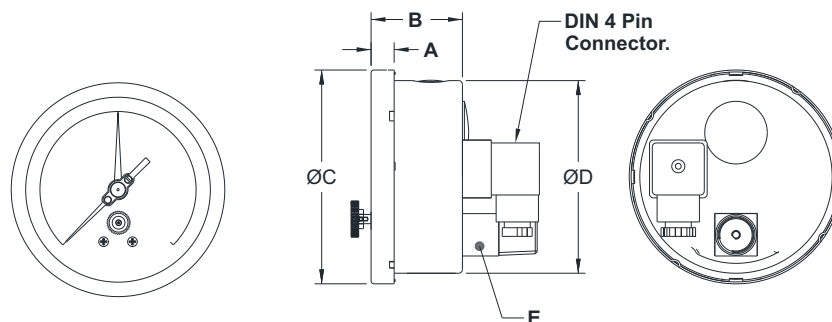
DN	A	B	ØC	ØD	E	Weight (grams)
100	12	61	111	100	SQ.22	639
150	15	61	161	149	SQ.22	1033

Type B1



DN	A	B	ØC	ØD	E	ØI	M	ØN	S1	ØU	Weight (grams)
100	12	61	111	100	SQ.22	6	128	134	6	118	746
150	15	61	161	149	SQ.22	6	172.4	186	6	168	1213

Type L0



DN	A	B	ØC	ØD	E	Weight (grams)
100	12	61	111	100	SQ.22	639
150	15	61	161	149	SQ.22	1033

All dimensions are in mm.

ORDERING CODES

1. DIAL SIZE

- 04** 100 mm / 4"
- 06** 150 mm / 6"

04

2. RANGE

- XXX** Refer "Range Table"

XXX

3. MOUNTING PATTERN

- B0** Direct, Bottom connection
- B1** Wall/Surface/Projection mounting
- R0** Centre, Back connection
- L0** Lower, Back connection

B0

4. PROCESS CONNECTION

- 14B** 1/2" BSP (M)
- 14N** 1/2" NPT (M)

14N

5. INGRESS PROTECTION

- EQ** IP 44

EQ

6. EXECUTION

- EA** Dry

EA

7. OTHER OPTIONS

- BA** Case & Ring in AISI 316 SS (B0)
- BB** Case & Ring in AISI 316 SS (B1)
- BG** Case & Ring in AISI 316 SS (R0)
- BK** Case & Ring in AISI 316 SS (L0)
- EM** Dampening screw, Monel
- EN** Dampening screw, AISI 316 SS
- GL** AISI 316 SS movement
- G6** 6 pin, M20x1.5mm connector
- MN** Monel wetted parts
- RW** Vent plug ON/OFF type
- TA** 5 - point calibration certificate
- TC** Material test certificate 3.1
- TM** Material test certificate 2.2
- TN** Tested to NACE standards
- TO** Certification for Oxygen service
- XF** SS tag plate, AISI 304 SS
- XG** SS tag plate, AISI 316 SS
- XR** Custom designed dial
- XT** Dial tag marking

XX

Ordering Example : P504-04-XXX-B0-14N-EQ-EA

NOTES

1. For other connections, please contact factory.