

FEATURES

- Safety pattern type
- All stainless steel system
- Dry / liquid filled
- CE marking

APPLICATION

- Oil & Gas applications
- High pressure applications
- Corrosive & Hazardous environments

Solid Front With Full Blow-out Back



STANDARD PARAMETERS

Accuracy	: CL 1.0
Ambient temperature	: -40...+65°C (without dampening liquid)
	: -20...+65°C (with dampening liquid)
Service temperature	: 300°C max.
Pressure limits	: Steady pressure up to FS value
	: Fluctuating pressure up to 90% of FS value
	: Short time 1.3 x FS value for range up to 100 bar
	: Short time 1.15 x FS value for range above 100 bar
Weld joints	: TIG argon arc welding

MATERIAL OF CONSTRUCTION

Sensing element	: Bourdon Tube (<100 bar : C - type , >100 bar : Helical)
Case & Ring material	: AISI 304 SS (Bayonet type)
Bourdon tube & Shank	: AISI 316L SS (Shank welded directly to case)
Movement mechanism	: AISI 304 SS
Dial	: Aluminum, black graduation on white background
Pointer	: Micro-zero adjustable, aluminum, black powder coated
Gaskets & filling plug	: Neoprene / NBR
Window	: Shatterproof safety glass
Blow off disc	: AISI 304 SS
Diaphragm	: NBR

STANDARD SPECIFICATIONS

Dial size	: DN100 / DN150
Range	: -1...0...1,600 bar
Mounting pattern	: Direct, Bottom connection
Process connection	: 1/2" NPT (M) / 1/2" BSP (M)
Ingress protection	: IP 65
Execution	: Dry but fillable

STANDARD SPECIFICATIONS : DAMPENING LIQUID FILLED, GLYCERIN

Window	: Shatterproof safety glass
Dampening liquid	: Glycerin 99.7% [Service temperature up to 65°C]

TEMPERATURE EFFECT

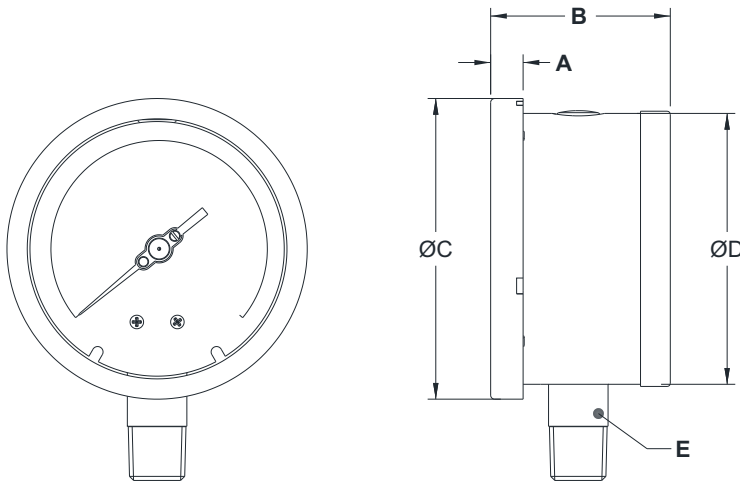
When temperature of the measuring system deviates from reference temperature (+20°C) max error $\pm 0.4\%$ / 10K of true scale value.

REFERENCE

EN 837-1, PED 97/23/EC

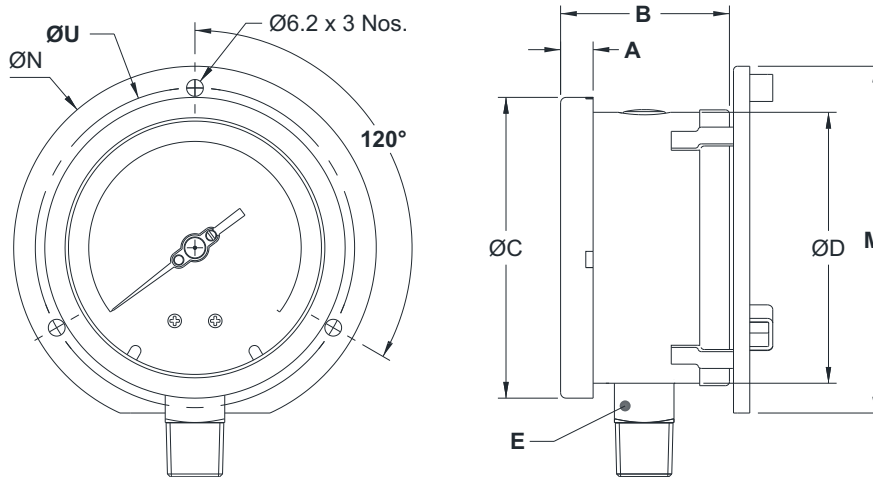
DIMENSIONAL DRAWING

Type B0



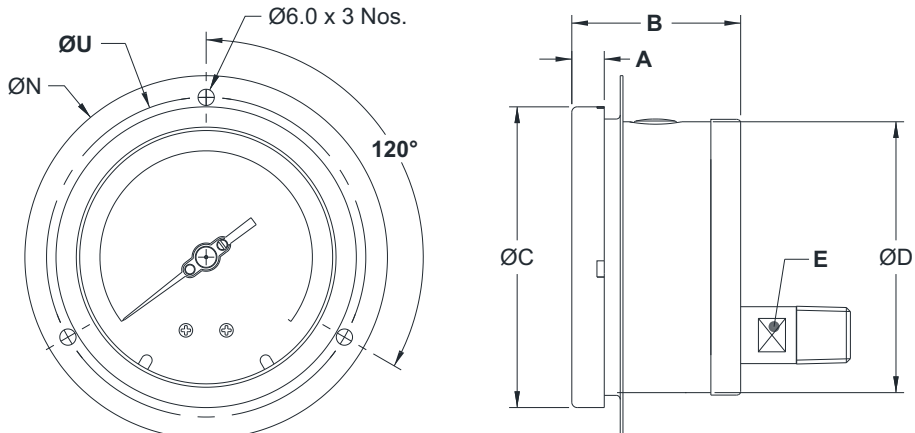
DN	A	B	ØC	ØD	E	Weight (grams)
100	12	66.5	111	100	SQ.22	830
150	17	68.5	161	149	SQ.22	1638

Type B1



DN	A	B	ØC	ØD	E	M	ØN	ØU	Weight (grams)
100	12	66.5	111	100	SQ.22	128	134	118	909
150	17	68.5	161	149	SQ.22	172	186	168	1746

Type L1



DN	A	B	ØC	ØD	E	ØN	ØU	Weight (grams)
100	12	66.5	111	100	A/F-17	134	118	906
150	17	68.5	161	149	A/F-17	186	168	1754

All dimensions are in mm.

ORDERING CODES

1. DIAL SIZE

04	100 mm / 4"
06	150 mm / 6"

04

2. RANGE

XXX	Refer "Range Table"
------------	---------------------

XXX

3. MOUNTING PATTERN

B0	Direct, Bottom connection
B1	Wall/Surface/Projection mounting, Bottom connection
B2	2" Pipe/Yoke mounting, Bottom connection
L1	Panel/Front flange mounting, Lower Back connection ⁴

B0

4. PROCESS CONNECTION

12B	1/4" BSP (M)
12N	1/4" NPT (M)
13B	3/8" BSP (M)
14B	1/2" BSP (M)
14M	M20 X 1.5 mm (M)
14N	1/2" NPT (M)

14N

5. INGRESS PROTECTION

ER	IP 65
ES	IP 66
ET	IP 67

ER

6. EXECUTION

EA	Dry
EB	Dry but fillable
EG	Dampening liquid filled, glycerine
EH	Dampening liquid filled, silicon oil

EB

7. OTHER OPTIONS

BA	Case & Ring in AISI 316 SS (B0)
BB	Case & Ring in AISI 316 SS (B1)
BL	Case & Ring in AISI 316 SS (L1)
BC	Case & Ring in AISI 316 SS (B2)
EM	Dampening screw, Monel
EN	Dampening screw, AISI 316 SS
EX	Internal overload stop
EY	Internal vacuum stop
EZ	Pointer stop on dial
GL	AISI 316 SS movement
GM	Dampened movement
GW	Maximum Reading pointer ²
GX	Knife edge pointer
MN	Monel wetted parts
OP	Overrange protection 1.5xFS
OS	High overpressure protection ⁶
P8	Epoxy coating (Case & Ring)
R9	Receiver gauge ³
RN	Rubber parts, NBR
RW	Vent plug, ON-OFF type
TA	5 - point calibration certificate
TC	Material test certificate 3.1
TE	CE certificate
TI	IBR certification
TL	Helium leak testing
TM	Material test certificate 2.2
TN	Tested to NACE standards
TO	Certification for Oxygen service
TP	Performance test
TT	C.C. with NABL traceability
XA	Accuracy CL 0.5 / CL 0.6 of FS
XF	SS tag plate, AISI 304 SS
XG	SS tag plate, AISI 316 SS
XR	Custom designed dial
XT	Dial tag marking

XX

Ordering Example : P201-04-XXX-B0-14N-ER-EB

RANGE V/s OVER RANGE

RANGE "bar"	OVER RANGE "bar"
0...1	4
0...1.6	6
0...2.5	10
0...4	16
0...6	25
0...10	40
0...16	48
0...25	75
0...40	80
0...60	120
0...100	200
0...160	320
0...250	500
0...400	800
0...600	1200

NOTES

- For other connections, please contact factory.
- Available in dry version only with accuracy CL 1.0 or above.
- Please specify the second scale required.
- Available in dry version only.
- C.C. = Calibration Certificate
- Refer Range V/s Overpressure table.

www.contromat.com

info@contromat.com | +972-3-9744044

